

■ **Features:** Pressing nuts against the long tabs makes cumbersome hole positioning unnecessary.

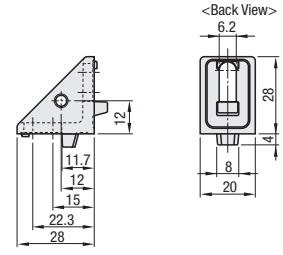
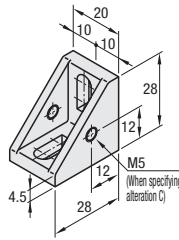
■ **Nut Mounting Brackets**



HBLFSR6

- ☑ Slotted holes are for various nut hole positions.
- ☑ Bracket tabs may be damaged when nuts are fallen on them.
- ☑ Use of washers are recommended. (Refer to alterations below: SEC)

■ **Material:** ADC12

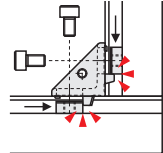


Part Number	Mass (g)	Applicable Screw, T Nut				Allowable Load (N)	Unit Price (1-99 pc(s))	Volume Discount Rate (100-200)
		Screw	Quantity	T Nut	Quantity			
HBLFSR6	15	CBM6-12	2	HNTT6-6	2	1176		



Example

When nuts are wedged through until the tab, hole positions of bracket and nuts are aligned and fine adjustment becomes unnecessary.
 ☑ Short Nuts, HNTM and HNTAM are not applicable.



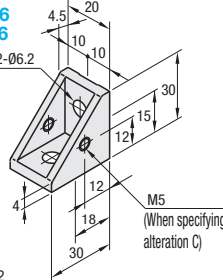
■ **Features:** Brackets with single side tabs. Plates can be mounted on the side without tabs.

■ **Brackets with Single Side Tab**

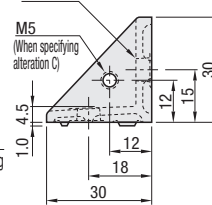


**HBLFSNK6
HBLFSNE6**

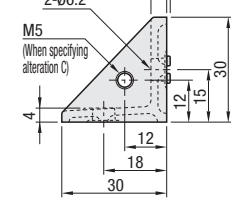
■ **Material:** ADC12



HBLFSNK6 Side View



HBLFSNE6 Side View



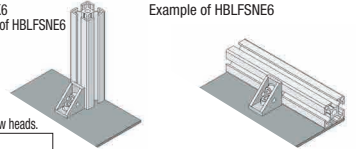
Part Number	Mass (g)	Applicable Screw, T Nut				Allowable Load (N)	Unit Price (1-99 pc(s))	Volume Discount Rate (100-200)
		Screw	Quantity	T Nut	Quantity			
HBLFSNK6 HBLFSNE6	15	CBM6-12	2	HNTT6-6	2	1176		



Example

HBLFSNK6
Example of HBLFSNE6

■ Can be mounted on a plate directly.



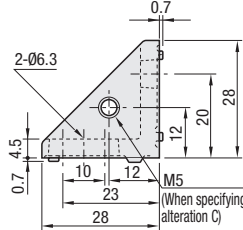
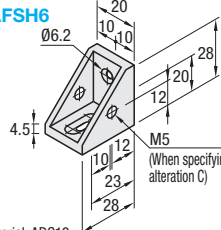
■ **Features:** Tabbed Brackets with Slotted Hole on one side. Hex Socket Head Cap Screws with Captured Washer can be used for mounting without interference between screw heads.

■ **Brackets with Slotted Hole on One Side**

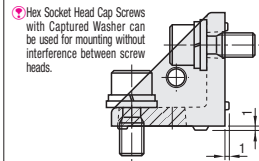


HBLFSH6

■ **Material:** ADC12



Example



Part Number Type	Mass (g)	Applicable Screw, T Nut				Allowable Load (N)	Unit Price (1-99 pc(s))	Volume Discount Rate (100-200)
		Screw	Quantity	T Nut	Quantity			
HBLFSH6	12	CBM6-12	2	HNTT6-6	2	1176		

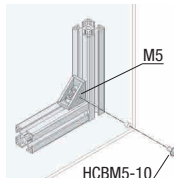


Part Number
HBLFS6

Alterations **Part Number** - (C, SET, SST, SEU, SSU, SEP, SSP, SEC)
HBLFS6 - SET

Alterations	Code	Spec.	Applicable Bracket
Mounting Hole Alteration for Cover	C	Adds tabs on a bracket for cover mounting. (M5 on Both Sides) (Mounting Screw HCBM on P754) 	HBLFSN6
			HBLFSN6-5
			HBLFSNB6
			HBLFSNM6
			CHBLFSN6
			HBLFS6
			HBLFSB6
			HBLFSL6
			HBLFSR6
			HBLFSNK6
HBLFSNE6			
HBLFSH6			

■ **Example of Cover Mounting**
 *Specify alteration code C.



Alterations	Code	Spec.	Applicable Bracket		
Applicable Screws and Nuts Set	SET SST SST (Stainless Steel) SEU (Pre-Assembly Insertion Spring Nuts) SSU (Pre-Assembly Insertion Spring Nuts Stainless Steel) SEP (Pre-Assembly Insertion Spring Nuts) SSP (Pre-Assembly Insertion Spring Nuts Stainless Steel) SEC (Screws with Captured Washer and Nuts)	Applicable screws and nuts for fixing the brackets on extrusions come in a set. (Adds to the bracket price.) (Ex.) When HBLFS6 is specified: Code Screw Nut SET CBM6-12 HNTT6-6 SST SCB6-12 HNTTSM6-6 SEU CBM6-12 HNTU6-6 SSU SCB6-12 SHNTU6-6 SEP CBM6-12 HNTP6-6 SSP SCB6-12 SHNTP6-6 SEC HCBST6-15 HNTT6-6	HBLFSN6		
			HBLFSN6-5		
			HBLFSNB6		
			HBLFSNM6		
			CHBLFSN6		
			HBLFS6		
			HBLFSB6		
			HBLFSL6		
			HBLFSR6		
			HBLFSNK6		
			HBLFSNE6		
			HBLFSH6		
			☑ Screws for Black Anodized Brackets and Cathodic Electrodeposition Painted (black) Brackets are HCBMTB (Trivalent Chromate Black) on P751. ☑ Included Screw is not RoHS compliant when -SET, -SEU or -SEP other than Black Anodized or Cathodic Electrodeposition Painted (black) Brackets is specified.		