

Cross Roller Tables

Counterbored Holes / Tapped Holes

⚠ Part numbers have been changed since the 2010 catalog. ⚠ Significant 20% price reduction (compared to '09 products).

Counterbored Holes



RoHS10

Tapped Holes



RoHS10

⚠ Specifications such as installation dimensions and accuracies are the same as those of products with old part numbers.

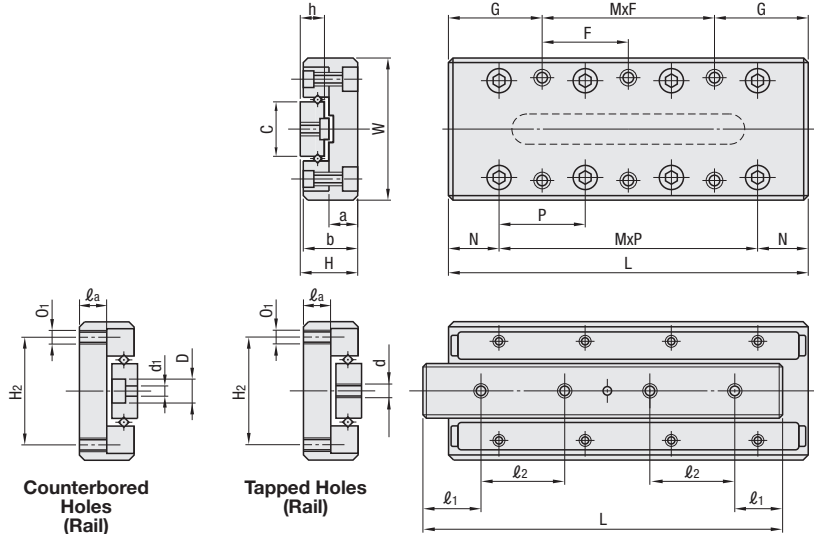
Handle with Care

Cross Roller Tables are extremely vulnerable to impacts. Dropping it or applying extra force will impair its sliding performance. Please handle it with utmost care.

Specifications	Type	Table		Heat Resistant Temperature	Rail
		Material	Surface Treatment		
Counterbored Hole Type	CRTD	S45C	Black Oxide Coating	-20~110°C	CRV (P619)
	CRTSD	SUS Material	-	-20~140°C	CRVS (P619)
Tapped Hole Type	CRT	S45C	Black Oxide Coating	-20~110°C	CRV (P619)
	CRTS	SUS Material	-	-20~140°C	CRVS (P619)

Part Number Conversion

Old Part Number	New Part Number
SYTD	CRTD
SYTSD	CRTSD
SYT	CRT
SYTS	CRTS



Counterbored Holes (Rail)

Tapped Holes (Rail)

Part Number		Outline Dimensions			Table Mounting Hole Dimensions				Table Top Dimensions			Side Dimensions				Rail Mounting Hole Dimensions											
Type	No.	Stroke (Reciprocating Motion)	H	W	L	G	F	MxF	H ₂	O ₁	l _a	N	P	MxP	a	b	h	C	d ₁	D	l ₁	l ₂	Mounting Hole Qty.	d	l ₁	l ₂	Mounting Hole Qty.
Counterbored Holes CRTD CRTSD Tapped Holes CRT CRTS	1025	12	8±0.1	20±0.1	25	3.5	18	1x18	14	M2.6	3	7.5	10	1x10	3.5	7.5	4	6.6	2.5	4.1	3.5	-	2	M2.6	5	7.5	3
	1035	18			35	28	1x28	3x10						5							-	2	7.5		10	3	
	1045	25			45	12.5	20	1x20						3.5							6.5	4	7.5		10	4	
	2035	18	35	3.5	28	1x28	1x15	5	-	2	7.5	20	2														
	2050	30	12±0.1	30±0.1	50	3.5	43	1x43	22	M3	5	10	15	2x15	5.5	11.5 ^{*1}	6	12	3.5	6	7.5	-	2	M3	10	15	3
	2065	40	65	17.5	30	1x30	3x15	5	11	4	10	15	3														
*3055	30	16±0.1	40±0.1	55	7.5	40	1x40	30	M4	7	15	25	1x25	7.5	15.5 ^{*2}	8	16	4.5	7.5	7.5	-	2	M4	10	35	2	
*3080	45	80	65	1x65	3x15	6	12.5	4	15	25	3																

*1 Depending on some production lot, the dimension may be 10.5.
*2 Depending on some production lot, the dimension may be 14.5.



Ordering Example

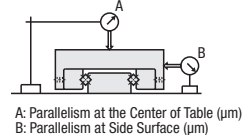
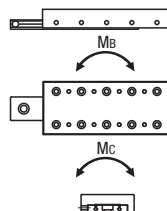
Part Number
CRT3055

No.	Allowable Static Moment			Basic Load Rating		Precision	
	M _A N·m	M _B N·m	M _C N·m	C (Dynamic) N	Co (Static) N	Deflection A	Deflection B
1025	1.79	1.79	1.79	465	478	2	4
1035	4.18	4.18	3.59	807	956		
1045	5.38	5.38	4.48	962	1195		
2035	7.04	7.04	7.63	1101	1174		
2050	11.7	11.74	11.4	1521	1761		
2065	16.4	16.4	15.3	1908	2348	5	5
3055	33.8	33.8	35.3	3617	4062		
3080	60.9	60.9	58.9	5409	6770		

kgf=Nx0.101972

No.	CRT, CRTD		CRTS, CRTSD	
	Unit Price	Volume Discount Rate	Unit Price	Volume Discount Rate
1025	1 ~ 9 set(s)	10 sets ~	1 ~ 9 set(s)	10 sets ~
1035				
1045				
2035				
2050				
2065				
3055				
3080				

⚠ For orders larger than indicated quantity, please request a quotation.



A: Parallelism at the Center of Table (μm)
B: Parallelism at Side Surface (μm)