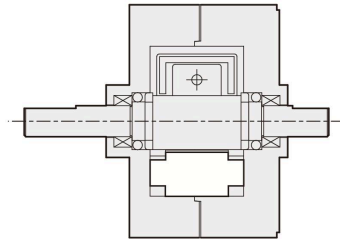



RTM series - Rotary cylinder

Operating specification and Ordering expression

CHELIC PNEUMATIC

Internal structure



Specification

Item	Model (mm)	RTM10 -	RTM15 -	RTM20 -	RTM30 -	RTM40 -
Operation		Double acting				
Fluid		Air				
Torque	N·m	0.14	0.38	0.78	1.8	3.8
Bore Size		Ø 4	Ø 5	Ø 6	Ø 8	Ø 10
Rotation angle		90° 180° 270°				
Port size		M5 x 0.8P				
Pressure range	kgf/cm ² (kpa)	1.5 ~ 7 (150 ~ 700)				
Temperature range	°C	0 ~ 50				
Allowance of kinetic energy	J	0.0015	0.001	0.003	0.02	0.04

RTM
Rotary
Cylinder

RTB
Rotary
Cylinder

RTBM
Rotary
Cylinder

RTZB
Rotary
Cylinder

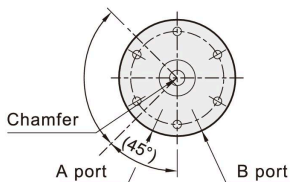
RTP
Rotary
Cylinder

RTH
Rotary
Cylinder

RTU
Hydraulic
Cylinder

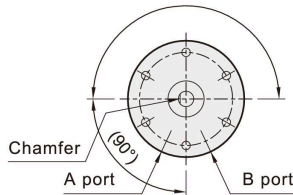
Rotation angle

■ Rotation range 90° ^{+4°}₀



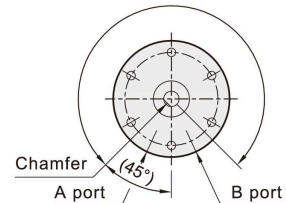
● 90°

■ Rotation range 180° ^{+4°}₀



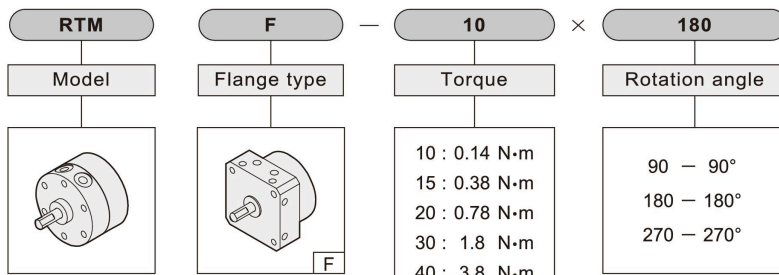
● 180°

■ Rotation range 270° ^{+4°}₀



● 270°

How to order



RTM series
Rotary cylinder

None : Standard

F : With front flange plate