


# MV series Mechanical valve - MV 150

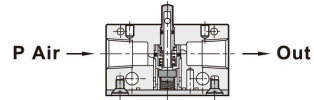
Operation specification and Order expression

CHELIC PNEUMATIC

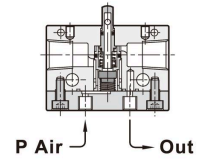


## Internal structure

- MV-15S-01 (Side connection / Basic type)



- MV-15B-01 (Bottom connection / Basic type)



**MV**  
Mechanical  
Valve

**HVL**  
Hand-operated  
Valve

**HVM**  
Hand-operated  
Valve

**HVT**  
Mini type  
Hand-operated  
Valve

**QE**  
Quick exhaust  
Valve

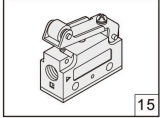
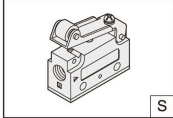
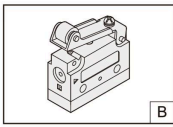
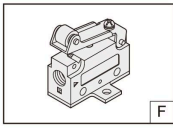
**FVA**  
Foot  
Valve

**FVS**  
Foot  
Valve

## Specification

Item	Model	MV-15S	MV-15B	MV-15F
Fluid		Air		
Pressure range	Kgf/cm <sup>2</sup> (Kpa)	1 ~ 9 (100 ~ 900)		
Range of service temperature	°C	0 ~ 60 °C		
Number of positions ports		3 ports 2 positions		
Valve functions		Normal close		
Orifice	mm <sup>2</sup> (CV)	7 ( 0.39 )		
Connection port	Rc(PT)	Rc 1/8 (Side connection)	M5x0.8p (Bottom connection)	Rc 1/8 (Side connection)
Lubrication		Lubrication free		

## How to order

<b>MV</b>	<b>15</b>	<b>S</b>	<b>03</b>	<b>R</b>
Hand operated valve	Model	Position no.	Type	Button color
	 15 : 150 series 3ports 2 positions	 S : Side connection Standard	<ul style="list-style-type: none"> <li>● 01 - Basic type</li> <li>● 02 - Roller lever</li> <li>● 03 - One way roller lever</li> <li>● 04 - Toggle lever</li> <li>● 05 - Thumb lever</li> <li>● 06 - Push button (Flush)</li> <li>● 07 - Push button (Extended)</li> <li>● 08 - Push button (Mushroom)</li> <li>● 09 - Stop cock button</li> <li>● 10 - Twin selector</li> <li>● 11 - Key selector</li> </ul>	<ul style="list-style-type: none"> <li>● B - Black</li> <li>● G - Green</li> <li>● R - Red</li> </ul> 09 - Stop cock button ( No black color )
		 B : Bottom connection		
		 F : Side connection with flange base		