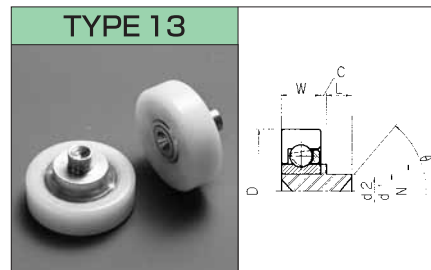
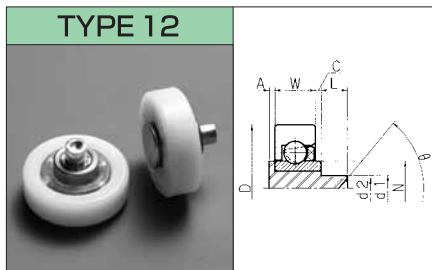
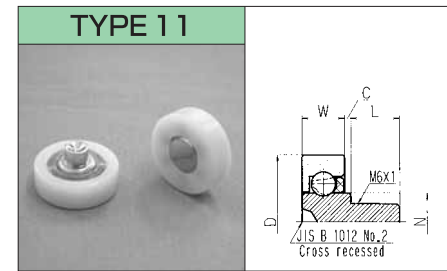
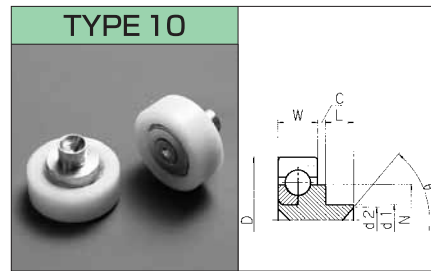
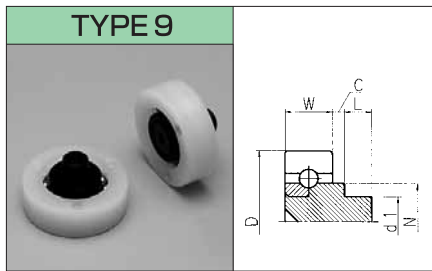


## DR-A (カシメ軸タイプ) RoHS



Code	Part No.	D <sub>-0.1</sub> [mm]	d1 <sub>-0.1</sub> [mm]	W <sub>-0.2</sub> [mm]	C <sup>±0.4</sup> [mm]	L <sup>±0.2</sup> [mm]	(d2 × θ) <sup>*1</sup>	A <sup>±0.2</sup> [mm]	N [mm]	Load <sup>*2</sup> [N] (kgf)	Type	Q'ty [pcs/box]	Gross Weight [kg/box]
000006	DRS-9-A0.5	9 <sub>-0.05</sub>	2 <sub>-0.05</sub>	3 <sub>-0.1</sub>	0.5	1.8	—	—	(4.0)	[9.8] ( 1)	9	10,000	—
000007	DRS-12-A0.5	12 <sub>-0.05</sub>	3 <sub>-0.05</sub>	4 <sup>±0.1</sup>	0.5 <sup>±0.3</sup>	2.3	—	—	(6.5)	[9.8] ( 1)	9	10,000	—
000001	DRS-16-A1	16 <sub>-0.3</sub>	4	5 <sup>±0.2</sup>	1	3.5	φ3 × 100°	—	(9.0)	19.6 ( 2)	10	2,000	9.0
000003	DRS-16-A1.5	16 <sub>-0.3</sub>	5	6.35 <sup>±0.2</sup>	1.5	3.5	φ4.5 × 90°	—	(9.0)	19.6 ( 2)	10	2,500	14.4
000100	DR-18-A0.5	18	5	6	0.5	3.5	φ4 × 120°	—	(8.2)	19.6 ( 2)	11	2,000	9.6
000200	DR-19-A0.5	19	5	6	0.5	3.5	φ4 × 120°	—	(8.2)	29.4 ( 3)	11	2,000	10.7
000207	DR-19-A2	19	5	6	2	3.5	φ4.4 × 120°	—	(8.2)	29.4 ( 3)	11	2,000	11.6
000408	DR-22-A-2.1	22	5	7	0	2.1	φ4 × 90°	—	(9.5)	78.4 ( 8)	11	1,000	7.4
000400	DR-22-A1	22	5	7	1	3.5	φ4.4 × 90°	—	(9.5)	78.4 ( 8)	11	1,000	9.0
000410	DR-22-A2-φ6	22	6	7	2	3.5	φ5.5 × 90°	—	(9.5)	78.4 ( 8)	11	1,000	9.4
000411	DR-22-A2	22	5	7	2	3.5	φ4 × 90°	—	(9.5)	78.4 ( 8)	11	1,000	8.9
000600	DR-24-A1	24	5	7	1	3.5	φ4.4 × 90°	—	(9.5)	78.4 ( 8)	11	1,000	9.5
000700	DR-26-A1	26	5	7	1	3.5	φ4.4 × 90°	—	(9.5)	78.4 ( 8)	11	1,000	10.2
000800	DR-28-A1	28	5	7	1	3.5	φ4.4 × 90°	—	(9.5)	78.4 ( 8)	11	500	5.8
000900	DR-29-A1	29	5	7	1	3.5	φ4.4 × 90°	—	(9.5)	78.4 ( 8)	11	500	5.7
000427	DR-22-AH (1) 3.5-8019	22	4.5 <sup>±0.1</sup>	7	0	3.5 <sup>+0.3</sup>	nothing	1	(9.5)	196 (20)	12	1,000	9.1
000419	DR-22-AH2.5-3.65	22	4.5 <sup>±0.1</sup>	7	2.5	3.65	φ2.5 × 100°	1	(9.5)	196 (20)	12	1,000	10.2
000705	DR-26-AH	26	4.5 <sup>±0.1</sup>	7	0	3.5 <sup>+0.3</sup>	nothing	1 <sup>±0.3</sup>	(9.5)	196 (20)	12	1,000	10.2
000707	DR-26-AH2.5-3.65	26	4.5 <sup>±0.1</sup>	7	2.5	3.65	φ2.5 × 100°	1	(9.5)	196 (20)	12	800	8.8
040707	DR-26-AH2.7-2.7	26	3.9 <sub>-0.2</sub>	7	2.7	2.7	φ2.3 × 110°	1 <sup>±0.3</sup>	(9.5)	196 (20)	12	800	8.8
040706	DR-26-AH2.7-4	26	3.9 <sub>-0.2</sub>	7	2.7	4 <sup>±0.3</sup>	φ2.7 × 120°	1 <sup>±0.3</sup>	(9.5)	196 (20)	12	800	9.8
000414	DR-22-AH2.5	22	5	7	2.5	3.5	φ4 × 110°	—	(11.0)	196 (20)	13	1,000	10.0
000416	DR-22-AH3.8-2.5	22	4.9	7	3.8	2.5	nothing	—	(11.0)	196 (20)	13	1,000	10.6
000417	DR-22-AH4	22	5	7	4	3.5	φ4 × 110°	—	(11.0)	196 (20)	13	1,000	10.8
000706	DR-26-AH4	26	5	7	4	3.5	φ4 × 110°	—	(11.0)	196 (20)	13	800	9.8

\*1 参考値 Reference Dimension \*2 許容荷重 (毎分300回 回転時) Allowable Load at 300min<sup>-1</sup> (300r.p.m)

\*3 上記以外のサイズ・形状につきましては、弊社までご相談ください。 Each limiting size can be changed for practical application. Please ask our engineer for further information.