

Stainless Steel 316 Insert Fittings **KFG2 Series**

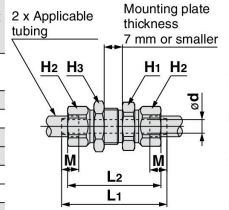
Applicable Tubing: Metric Size, Connection Thread: R, Rc

Dimensions

Bulkhead Union: KFG2E



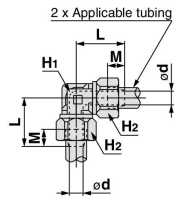
Applicable tubing size (mm)		Model	Width across flat			L ₁	L ₂	M	ød	Mounting hole	Effective area (mm ²)	Weight (g)
O.D.	I.D.		H ₁	H ₂	H ₃							
ø4	ø2.5	KFG2E0425-00	12	8	12	32.6	29	5	1.8	11	1.6	16
ø4	ø3	KFG2E0403-00							2.3		2.6	
ø6	ø4	KFG2E0604-00	14	10	14	36.6	32.2	5.8	3.3	13	6	25
ø8	ø6	KFG2E0806-00	17	14	17	40.4	35.8	6.6	5.3	15	17	43
ø10	ø7.5	KFG2E1075-00							6.8		30	69
ø10	ø8	KFG2E1008-00	21	17	21	44.8	39.4	7.6	7.3	18	35	68
ø12	ø9	KFG2E1209-00							8		45	71
ø12	ø10	KFG2E1210-00	21	17	21	48.1	41.7	8.5	9	19	57	68
ø16	ø13	KFG2E1613-00	27	22	27	52.3	45.9	9.3	12	25	101	122



Union Elbow: KFG2L



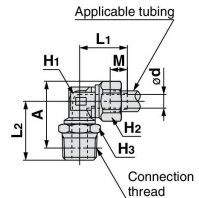
Applicable tubing size (mm)		Model	Width across flat	Width across flat	L	M	ød	Effective area (mm ²)	Weight (g)
O.D.	I.D.		H ₁	H ₂					
ø4	ø2.5	KFG2L0425-00	7	8	13.3	5	1.8	1.6	8
ø4	ø3	KFG2L0403-00					2.3	2.6	
ø6	ø4	KFG2L0604-00	9	10	15.8	5.8	3.3	6	13
ø8	ø6	KFG2L0806-00	12	14	18.7	6.6	5.3	17	28
ø10	ø7.5	KFG2L1075-00					6.8	30	47
ø10	ø8	KFG2L1008-00	15	17	22.2	7.6	7.3	35	46
ø12	ø9	KFG2L1209-00					8	45	51
ø12	ø10	KFG2L1210-00	16	17	24.3	8.5	9	57	48
ø16	ø13	KFG2L1613-00	21	22	28	9.3	12	101	89



Swivel Elbow: KFG2V



Applicable tubing size (mm)		Connection thread R	Model	Width across flat			L ₁	L ₂	M	ød	A*	Effective area (mm ²)	Weight (g)
O.D.	I.D.			H ₁	H ₂	H ₃							
ø4	ø2.5	1/8	KFG2V0425-01	7	8	10	16.1	5	1.8	17.4	1.4	9	
			KFG2V0425-02			14	19.9					18	
ø4	ø3	1/8	KFG2V0403-01			10	16.1	2.3	17.4	2.3	9	9	
			KFG2V0403-02	14	19.9	18							
ø6	ø4	1/8	KFG2V0604-01	9	10	10	17.2	5.8	3.3	19.6	5	12	
			KFG2V0604-02			14	21					21.8	21
ø8	ø6	1/8	KFG2V0806-01	12	14	12	20.1	6.6	5.3	24.7	14	22	
			KFG2V0806-02			14	18.4					23.3	24.7
ø8	ø6	3/8	KFG2V0806-03			17	24.7			27.3		42	
			KFG2V1075-02	14	25	29.6	37						
ø10	ø7.5	3/8	KFG2V1075-03	15	17	17	26.4	7.6	6.8	30.6	25	47	
			KFG2V1075-04			22	30.6					33.5	74
ø10	ø8	1/4	KFG2V1008-02			14	25	8.5	7.3	29.6	29	36	
			KFG2V1008-03	17	26.4	30.6	46						
ø10	ø8	1/2	KFG2V1008-04			22	30.6			33.5		73	
			KFG2V1209-02	14	25	29.6	38						
ø12	ø9	3/8	KFG2V1209-03	16	17	17	23	8	30.6	38	49	49	
			KFG2V1209-04			22	30.6					33.5	75
ø12	ø10	1/4	KFG2V1210-02			14	25	9	30.6	48	51	40	
			KFG2V1210-03	17	24.5	26.4	51						
ø12	ø10	3/8	KFG2V1210-04			22	30.6			33.5		77	
			KFG2V1613-03	19	29.3	36.3	75						
ø16	ø13	1/2	KFG2V1613-04	21	22	22	26.7	9.3	12	39	86	96	



* Reference dimensions after installation of R thread

KQ2

KQB2

KS

KX

KM

KF

M

H/DL

L/LL

KC

KK

KK130

DM

KDM

KB

KR

KA

KQG2

KG

KFG2

MS

KKA

KP

LQ

MQR

T

IDK