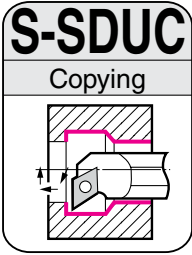


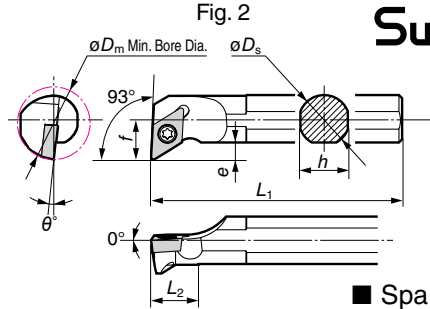
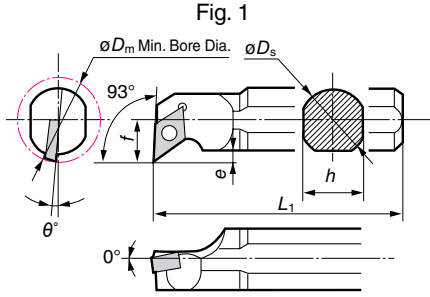


# SEC-Boring Bars S-SDUC/B-SDUC/C-SDUC Type

## Internal Copying



Steel



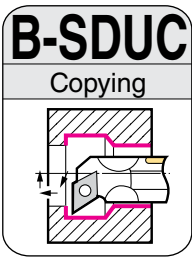
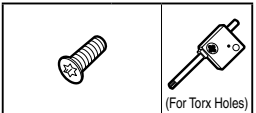
Sumi Small

■ Holder Right handed toolholders are applicable with left handed or neutral inserts. Left handed toolholders are applicable with right handed or neutral inserts.

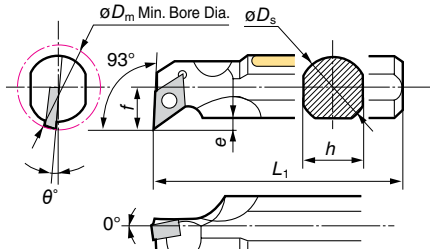
Above figures show right hand tools.

Shank	Cat. No.	Conventional Cat. No.	Stock		Min. Bore Dia.	Dimensions (mm)							Fig.	Applicable Insert	Screw	Recommended Tightening Torque (N·m)	Wrench
			R	L		øD <sub>m</sub>	øD <sub>s</sub>	h	L <sub>1</sub>	f	e	θ°					
Steel	S10M-SDUC R/L0702-13	S10M-SDUC R/L07	●	●	13	10	9	150	7.0	2.5	-8	—	1	DC □□0702□□	BFTX02506N	1.5	TRX08
	S12M-SDUC R/L0702-16	S12M-SDUC R/L07	●	●	16	12	11	150	9.0	3.5	-8	—					
	S16Q-SDUC R/L0702-20	—	●	●	20	16	15	180	11.0	4.0	-6	—					
	S16N-SDUC R/L0702-20	S16N-SDUC R/L07	●	●	20	16	15	160	11.0	4.0	-6	—					
	S16Q-SDUC R/L11T3-23	—	●	●	23	16	15	180	12.5	5.5	-6	15	2	DC □□11T3□□	BFTX0409N	3.4	TRX15
	S20R-SDUC R/L11T3-25	—	●	●	25	20	18	200	13.0	4.5	-6	—					
	S20N-SDUC R/L11T3-25	S20N-SDUC R/L11	●	●	25	20	18	160	13.0	4.5	-6	—	1	DC □□11T3□□	BFTX0409N	3.4	TRX15
	S25S-SDUC R/L11T3-32	—	●	●	32	25	22	250	17.0	7.0	-6	—					
	S25Q-SDUC R/L11T3-32	S25Q-SDUC R/L11	●	●	32	25	22	180	17.0	7.0	-6	—					

■ Spare Parts



Anti-vibration



SumiTurn X Bar

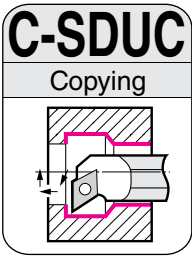
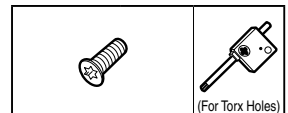
Sumi Small

■ Holder Right handed toolholders are applicable with left handed or neutral inserts. Left handed toolholders are applicable with right handed or neutral inserts.

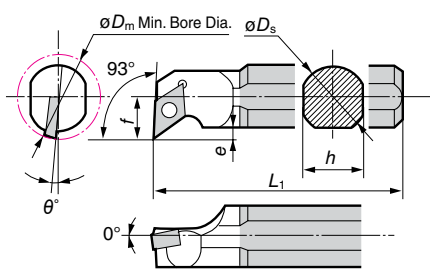
Above figures show right hand tools.

Shank	Cat. No.	Stock		Min. Bore Dia.	Dimensions (mm)							Applicable Insert	Screw	Recommended Tightening Torque (N·m)	Wrench
		R	L		øD <sub>m</sub>	øD <sub>s</sub>	h	L <sub>1</sub>	f	e	θ°				
Anti-vibration	B10M-SDUC R/L0702-13	●	●	13	10	9	150	7	2.5	-8	DC □□0702□□	BFTX02506N	1.5	TRX08	
	B12M-SDUC R/L0702-16	●	●	16	12	11	150	9	3.5	-8					
	B16R-SDUC R/L0702-20	●	●	20	16	15	200	11	4.0	-6	DC □□11T3□□	BFTX0409N	3.4	TRX15	
	B20S-SDUC R/L11T3-25	●	●	25	20	18	250	13	4.5	-6					
	B25S-SDUC R/L11T3-32	●	●	32	25	22	250	17	7.0	-6					

■ Spare Parts



Carbide



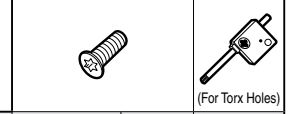
Sumi Small

■ Holder Right handed toolholders are applicable with left handed or neutral inserts. Left handed toolholders are applicable with right handed or neutral inserts.

Above figures show right hand tools.

Shank	Cat. No.	Stock		Min. Bore Dia.	Dimensions (mm)							Applicable Insert	Screw	Recommended Tightening Torque (N·m)	Wrench
		R	L		øD <sub>m</sub>	øD <sub>s</sub>	h	L <sub>1</sub>	f	e	θ°				
Carbide	C10M-SDUC R/L0702-13	●	●	13	10	9	150	7	2.5	-8	DC □□0702□□	BFTX02506N	1.5	TRX08	
	C12M-SDUC R/L0702-16	●	●	16	12	11	150	9	3.5	-8					
	C16R-SDUC R/L0702-20	●	●	20	16	15	200	11	4.0	-6	DC □□11T3□□	BFTX0409N	3.4	TRX15	
	C20S-SDUC R/L11T3-25	●	●	25	20	18	250	13	4.5	-6					

■ Spare Parts



Boring Bars