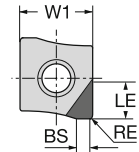
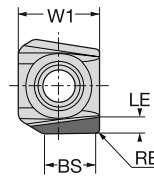
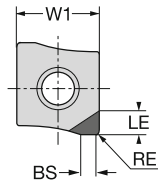
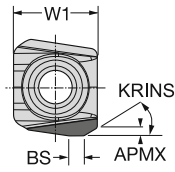


CoroMill® Century insert for milling

Advanced cutting materials

KRINS 90° R/L590..H-Z..-KL / R/L590..H-Z..-KW 90° R590..PR2-KM 90° R590..PR2-KW 90° R590..PR5-KM



							K		H	Dimensions, mm, inch				
		SSC	RE	KCH	CHW	BS	Ordering code			CB60	CB50	W1	LE	S
		11		30°	1.0	5.9	R/L590-1105H-ZC2-KW			☆	☆	11.5	3.0	5.00
					.058	.233						.453	.118	.197
		11		30°	1.0	2.3	R/L590-1105H-ZC2-KL			☆	☆	11.5	3.0	5.00
					.039	.092						.453	.118	.197
Light		11	0.8			7.1	R590-110508H-PR2-KW			☆		11.5	2.0	5.00
			.031			.280						.453	.079	.197
Medium		11	0.8			1.5	R590-110508H-PR2-KM			☆		11.5	2.0	5.00
			.031			.059						.453	.079	.197
Medium		11	0.8			1.5	R590-110508H-PR5-KM			☆		11.5	5.0	5.00
			.031			.059						.453	.197	.197

Q5 J474 J508 Q1 Q17