










Ordering Information

Ordering Individually Selectors, Lamps, and Switches (Sockets) can be ordered separately. Combinations that are not available as sets can be created using individual Units. Also, store the parts as spares for maintenance and repairs.

Selectors (Oil-resistant IP65 Models Only)

Appearance	Number of notches	Reset method	Lighting method	Model	Selector color symbol
Rectangular (A165□-J) 	2 notches	Manual	LED	A165W-J2M□	Enter the desired color symbol for the Selector in □. R (red), Y (yellow), G (green)
		Non-lighted	A165S-J2M		
	3 notches	Automatic 	LED	A165W-J2A□	
		Non-lighted	A165S-J2A		
		Manual	LED	A165W-J3M□	
		Fully automatic 	LED	A165W-J3A□	
Non-lighted	A165S-J3A				
Square (A165□-A) 	2 notches	Manual	LED	A165W-A2M□	Enter the desired color symbol for the Selector in □. R (red), Y (yellow), G (green)
		Non-lighted	A165S-A2M		
	3 notches	Automatic 	LED	A165W-A2A□	
		Non-lighted	A165S-A2A		
		Manual	LED	A165W-A3M□	
		Fully automatic 	LED	A165W-A3A□	
Non-lighted	A165S-A3A				
Round (A165□-T) 	2 notches	Manual	LED	A165W-T2M□	Enter the desired color symbol for the Selector in □. R (red), Y (yellow), G (green)
		Non-lighted	A165S-T2M		
	3 notches	Automatic 	LED	A165W-T2A□	
		Non-lighted	A165S-T2A		
		Manual	LED	A165W-T3M□	
		Fully automatic 	LED	A165W-T3A□	
Non-lighted	A165S-T3A				

Note: The selector for non-lighted models is black.