



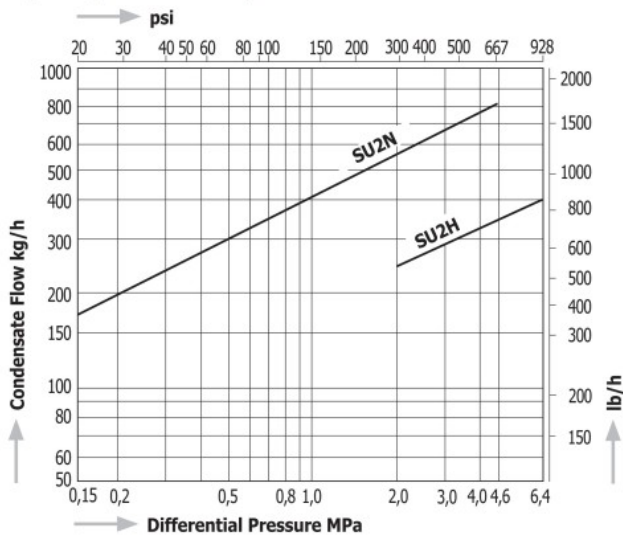
SU2N, SU2H

SD1



Special face-to-face dimensions available.

Capacity Chart SU2N, SU2H



Capacity Chart SD1

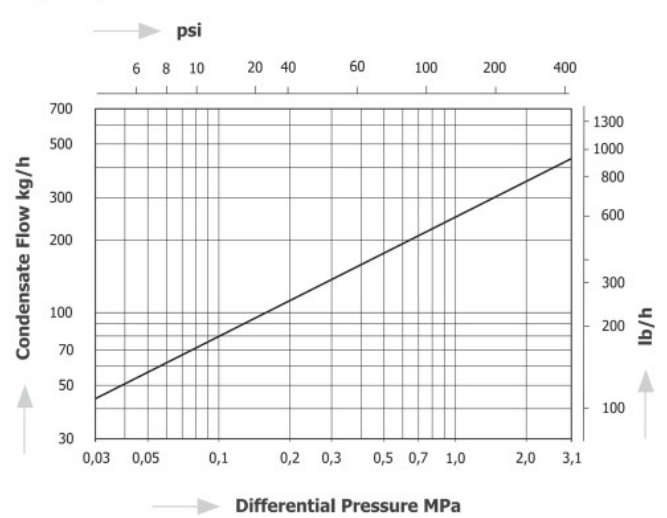
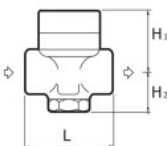


Table 1: Dimensions L and Weights

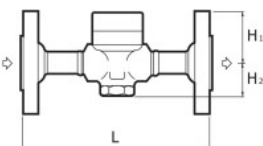
Model	Size	Dimension L		DIN PN40		DIN PN63/100	
		mm	in	kg	lb	kg	lb
SU2NF SU2HF	DN15	150	5.9	2,6	5,7	4,0	8,8
	DN20			3,6	7,9	5,8	12,8
	DN25	160	6.3	4,2	9,3	7,1	15,7

Dimensions

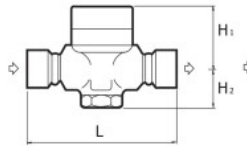
SU2N, SU2H



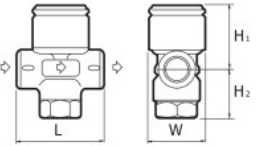
SU2NF, SU2HF



SU2NW, SU2HW



SD1



Model	Size	Dimension L		JIS 10/16/20K		JIS 30K		JIS 40K		JIS 63K		ASME 150lb		ASME 300lb		ASME 600lb		ASME 900lb	
		mm	in	kg	lb	kg	lb	kg	lb	kg	lb	kg	lb	kg	lb	kg	lb	kg	lb
SU2NF SU2HF	1/2"	205	8.1	2,6	5,7	3,8	8,4	4,1	9,0	4,9	10,8	2,2	4,9	2,7	6,0	3,3	7,3	5,7	12,6
	3/4"			3,0	6,6	4,1	9,0	4,4	9,7	6,2	13,7	2,6	5,7	3,7	8,2	4,6	10,1	7,1	15,7
	1"			4,4	8,8	5,0	11,0	5,4	11,9	7,0	15,4	3,0	6,6	4,3	9,5	5,4	11,9	9,6	21,2

Applicability of flange standards: JIS 10K/16K and ASME 150lb for SU2NF only
JIS 63K and ASME 900 lb for SU2HF only

Model	Connections	Size	Max. Operating Pressure		Max. Operating Temperature		Dimensions (mm)				Dimensions (in)				Body Material	Weight											
			MPa	psig	°C	°F	L	H1	H2	W	L	H1	H2	W		kg	lb										
SU2N (SU2H)	Screwed Rc, NPT	1/2"	4,6 (6,4)	667 (928)	425	800	70	47	32	53	2.8	1.9	1.3	2.1	Stainless Steel SUS420J2	0,8	1,8										
		3/4"					75	51			3.0	2.0				1,0	2,2										
		1"																		1,5	3,3						
SU2NW (SU2HW)	Socket Weld JIS, ASME, DIN	1/2"	4,6 (6,4)	667 (928)	425	800	140	47	32	53	5.5	1.9	1.3	2.1	Stainless Steel SUS420J2	1,4	3,1										
		3/4"																									
		1"																		1,3	2,9						
SU2NF (SU2HF)	Flanged JIS, ASME, DIN	1/2"	4,6 (6,4)	667 (928)	425	800	Table1	47	32	53	Table1	1.9	1.3	2.1	Stainless Steel SUS420J2	Table1	Table1										
		3/4"																									
		1"																									
SD1	Screwed Rc, NPT	1/4"	3,1	450	400	752	52	39	25	34	2.0	1.5	1.0	1.3	Stainless Steel SUS420J2	0,3	0,7										
		3/8"					60	41			2.4	1.6						0.9									
		1/2"																									