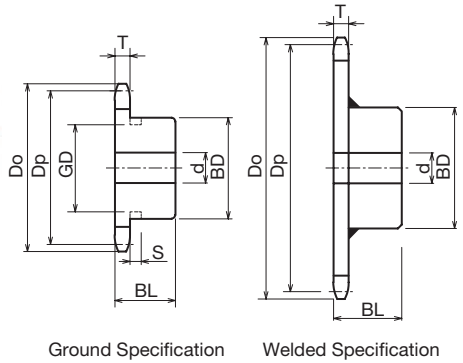

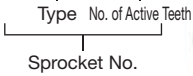


### Order No. Example

**2052B 20**



- Chain ..... No. C2052
- Chain Pitch ..... (P) 31.75mm
- Roller Link Inner Width ..... (W) 9.53mm
- Roller Outside Diameter ..... (Dr) 19.05mm
- Tooth Width ..... (T) 8.7 mm

Type	Action No. of Teeth	Outer Diameter Do	Pitch Diameter Dp	Shaft Hole Diameter d			Boss Diameter BD	Boss Length BL	Shape	Material	Weight kg	¥	Semi-F ¥		
				Prepared Holes	Minimum	Maximum									
2052B	7	85	73.18	20	21	30	★50	28	Ground Specification	Carbon Structural Steel	0.46				
	8	96	82.97	20	21	40	★60	28			0.67				
	9	106	92.83	20	21	42	66	28			0.86				
	10	116	102.75	20	21	48	73	28			1.10				
	11	127	112.70	20	21	48	73	28			1.20				
	12	138	122.67	20	21	48	73	28			1.30				
	13	148	132.67	20	21	48	73	28			1.50				
	14	158	142.68	20	21	48	73	28			1.90				
	15	168	152.71	20	21	48	73	28			2.00				
	16	179	162.74	20	21	48	73	28			Welded Specification	Common Steel	2.30		
	17	189	172.79	20	21	55	83	35					2.45		
	18	199	182.84	20	21	55	83	35					2.75		
	19	209	192.90	20	21	55	83	35					2.95		
	20	220	202.96	20	21	55	83	35					3.15		
	21	229	213.03	20	21	55	83	35					3.25		
22	240	223.10	26	27	55	83	35	3.48							
23	250	233.17	26	27	55	83	35	3.71							
24	260	243.25	26	27	55	83	35	3.96							
25	270	253.32	26	27	55	83	35	4.22							
26	281	263.41	26	27	55	83	35	4.49							
28	301	283.57	26	27	55	83	35	5.06							
30	321	303.75	26	27	55	83	35	5.68							

Sprocket No.  and Quantity

Same-day shipping

\* Since we also manufacture sizes other than those in the catalog, and machine shaft holes/keys/taps, etc., depending on your request, please contact our company's sales office for details.

! Sprockets with a ★ symbol for BD have a channel in the boss exterior.

No. of Teeth	S	GD
7		45
8	7	56

\* Please refer to P24 to P33 for the Semi-F Series <Complete Product> order method.