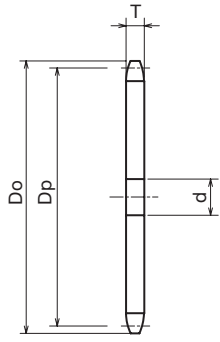
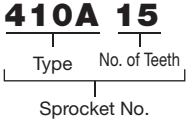



410A

● Order No. Example



- Chain **No.410**
- Chain Pitch (P) **12.70mm**
- Roller Link Inner Width (W) **3.40mm**
- Roller Outside Diameter (Dr) **7.75mm**
- Tooth Width (T) **2.8 mm**

 Common Steel

Type	No. of Teeth	Outer Diameter Do	Pitch Diameter Dp	Shaft Hole Diameter d		Weight kg	¥	Semi-F ¥
				Prepared Hole Product	Minimum			
410A	8	39	33.19	8	9	0.01		
	9	43	37.13	8	9	0.02		
	10	47	41.10	9	10	0.05		
	11	51	45.08	10	11	0.09		
	12	55	49.07	10	11	0.10		
	13	59	53.07	12	13	0.12		
	14	63	57.07	12	13	0.14		
	15	67	61.08	12	13	0.16		
	16	71	65.10	13	14	0.18		
	17	76	69.12	13	14	0.20		
	18	80	73.14	13	14	0.23		
	19	84	77.16	13	14	0.26		
	20	88	81.18	14	15	0.29		
	21	92	85.21	14	15	0.30		
	22	96	89.24	14	15	0.35		
	23	100	93.27	14	15	0.38		
	24	104	97.30	14	15	0.40		
	25	108	101.33	14	15	0.45		
	26	112	105.36	14	15	0.49		
	27	116	109.40	14	15	0.50		
	28	120	113.43	14	15	0.56		
	29	124	117.46	14	15	0.60		
	30	128	121.50	14	15	0.63		
	31	133	125.53	14	15	0.65		
	32	137	129.57	14	15	0.70		
	33	141	133.61	14	15	0.75		
	34	145	137.64	14	15	0.80		
	35	149	141.68	14	15	0.85		
	36	153	145.72	16	17	0.90		
	37	157	149.75	16	17	0.99		