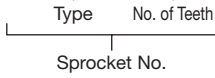



● Order No. Example

SUS35B 20

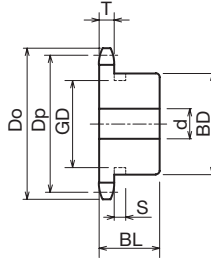


Sprocket No.



(BD marked with ★)

- Chain No.35
- Chain Pitch (P) 9.525mm
- Bushing Link Inner Width ... (W) 4.78 mm
- Bushing Outside Diameter ... (Dr) 5.08 mm
- Tooth Width (T) 4.3 mm



■ Sprockets with a ★ symbol for BD have a channel in the boss exterior.

No. of Teeth	S	GD
10	4.4	20
11		23
12	4.4	26
13		29

■ Stainless Steel **CR304**

Type	No. of Teeth	Outer Diameter Do	Pitch Diameter Dp	Shaft Hole Diameter d			Boss Diameter BD	Boss Length BL	Shape	Weight kg	¥	Semi-F ¥
				Prepared Hole Product	Minimum	Maximum						
SUS 35B	10	35	30.82	8	9	12	★24.5	20	Ground Specification	0.08		
	11	38	33.81	8	9	14	★27	20		0.09		
	12	41	36.80	9	10	16	★30.5	20		0.12		
	13	44	39.80	9	10	18	★32	20		0.12		
	14	47	42.81	9	10	18	32	20		0.12		
	15	51	45.81	9	10	20	35	20		0.16		
	16	54	48.82	9	10	20	37	20		0.19		
	17	57	51.84	11	12	25	41	20		0.22		
	18	60	54.85	11	12	25	44	20		0.25		
	19	63	57.87	11	12	28	47	20		0.28		
	20	66	60.89	11	12	30	50	20		0.32		
	21	69	63.91	11	12	32	53	20		0.36		
	22	72	66.93	11	12	35	56	20		0.37		
	23	75	69.95	11	12	38	60	20		0.38		
	24	78	72.97	11	12	32	53	22		0.43		
	25	81	76.00	11	12	32	53	22		0.44		
	26	84	79.02	11	12	32	53	22		0.45		
	27	87	82.05	11	12	32	53	22		0.46		
	28	90	85.07	11	12	32	53	22		0.48		
	30	96	91.12	11	12	32	53	22		0.51		
32	102	97.18	11	12	32	53	22	0.54				
34	109	103.23	11	12	32	53	22	0.57				
35	112	106.26	11	12	32	53	22	0.59				
36	115	109.29	12	13	32	53	22	0.61				
38	121	115.34	12	13	42	63	25	0.82				
40	127	121.40	12	13	42	63	25	0.85				



Sprocket No. and Quantity



* Since we also manufacture sizes other than those in the catalog, and machine shaft holes/keys/taps, etc., depending on your request, please contact our company's sales office for details.



Same-day shipping

* Please refer to P24 to P33 for the Semi-F Series <Complete Product> order method.