
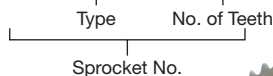


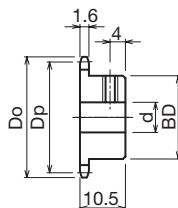
● Order No. Example

NK11SSB 16

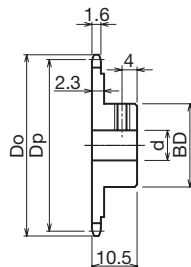


B-I-type

B-II-type



B-I Type



B-II Type

- ChainNo.11
- Chain Pitch(P)3.7465mm
- Bushing Link Inner Width(W)1.83 mm
- Bushing Outside Diameter(Dr)2.285 mm
- Tooth Width(T)1.6 mm

m Stainless Steel **GS304**

Type	No. of Teeth	Type	Outer Diameter Do	Pitch Diameter Dp	Shaft Hole Diameter d		Boss Diameter BD	Boss Length BL	Set Screw Hole	Shape	Weight g	¥	Semi-F ¥
					Minimum	Maximum							
NK 11SSB	12	B-I-type	16.2	14.475	4	6	9.4	10.5	M3×0.5	Ground Specification	5.9		
	15		19.9	18.020	4	9	13	10.5					
	16		21.1	19.204	4	9	14	10.5					
	18		23.5	21.575	4	11	16	10.5					
	20	25.9	23.949	6	13	19	10.5	M4×0.7	Ground Specification	23.3			
	24	30.7	28.703	6	13	19	10.5						
	28	35.5	33.462	6	13	19	10.5						
	30	37.9	35.842	6	13	19	10.5						
34	42.7	40.604	6	13	19	10.5	M4×0.7	Ground Specification	37.9				
36	45.1	42.986	6	13	19	10.5							
40	49.8	47.751	6	13	19	10.5							
48	59.4	57.283	6	13	19	10.5							



Order Method

Sprocket No. and Quantity



Guide

- * Shaft hole diameters are machined, within the ranges in the above table, according to your request.
- * The finished hole tolerance is, if less than φ8: H8, and if φ8 or more: H7.
- * **Screws are not included.**



Postage

Same-day shipping



Precautions

- * Since we also manufacture sizes other than those in the catalog, and machine shaft holes/keys/taps, etc., depending on your request, please contact our company's sales office for details.

* Please refer to P24 to P33 for the Semi-F Series <Complete Product> order method.