

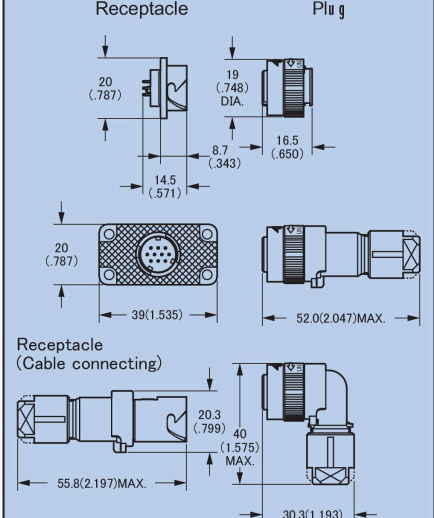
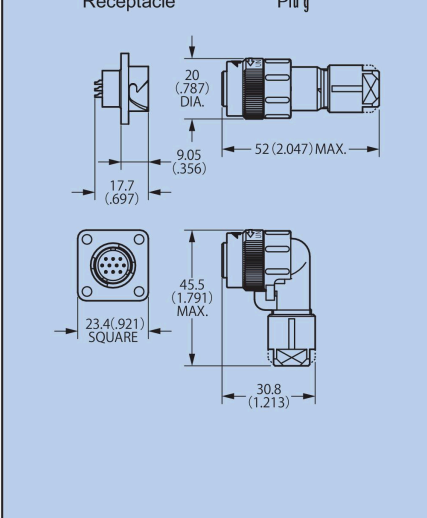


物理的に離れた機器間の接続

APPLICATION BETWEEN REMOTE UNITS

丸型コネクタ・CIRCULAR CONNECTORS

シリーズ名 Series Prefix	JN1	JN2
タイプ Type	オールプラスチック・小型・嵌合時防水型 All-plastic・Small size・Waterproof	小型・堅牢・嵌合時防水型 Small size・Rugged・Waterproof
接続形態 Connection Styles	基板対電線・パネル対電線・電線中継 PCB to Cable・Panel to Cable・Cable connecting	パネル対電線 Panel to Cable
結合方式 Coupling Styles	プッシュツイストロック Push-twist Lock	プッシュツイストロック Push-twist Lock
結線方法 Termination Styles	半田・圧着 (Note 1) Solder・Crimp (Note 1)	半田・圧着 (Note 1) Solder・Crimp (Note 1)
外 観 Appearance		
外形寸法 (参考例) Outer Dimension of Connector (Example of Products) mm (inch)	 <p>Receptacle Plug</p> <p>※ The figure shows the version with 10 contacts. Other combinations are also available.</p>	 <p>Receptacle Plug</p> <p>※ The figure shows the version with 10 contacts.</p>
極 数 No. of Contacts	4, 10	4, 10
コネクタ形状 Connector Styles	Straight・Right-angle Straight (Box mounting)・Cable mounting	Straight・Right-angle Straight (Box mounting)
適用電線 Applicable Wire Size	4 Cont (Solder) : Pin / # 18AWG max. Socket / # 16AWG max. 10 Cont : Solder / # 22AWG max. Crimp / # 20 to # 28AWG	4 Cont (Solder) : Pin / # 18AWG max. Socket / # 16AWG max. 10 Cont : Solder / # 22AWG max. Crimp / # 20 to # 28AWG
定格電流 Current Rating	4 Contacts / 5Amps max. 10 contacts / 3Amps max.	4 Contacts / 5Amps max. 10 contacts / 3Amps max.
耐電圧 D.W.Voltage	900 VACrms (1 minute) / 10 contacts (Example)	900 VACrms (1 minute) / 10 contacts (Example)
絶縁抵抗 Insulation Resistance	1000 megohms min.	1000 megohms min.
接触抵抗 Contact Resistance	20 milliohms max. / 10 Contacts # 22AWG (Example)	20 milliohms max. / 10 Contacts # 22AWG (Example)
防水性 Waterproof	IP67	IP67
使用温度 Operating Temperature	- 20℃ to + 125℃	- 20℃ to + 100℃
コンタクト接触部仕上 Finish of Connecting Area	4 Contacts / Silver plating 10 contacts / Gold plating	4 Contacts / Silver plating 10 contacts / Gold plating
特記事項 Remarks	(Note 1) 圧着タイプは 10 極のプラグと中継レセプタクルのみ Crimp type is available only Plug and Cable to Cable Receptacle version with 10 contacts (Note 2) 基板対電線接続は 10 極のみ P.C.B. to Cable application is available only in 10 contact version	(Note 1) 圧着タイプは 10 極のプラグのみ Crimp type is available only Plug version with 10 contacts