




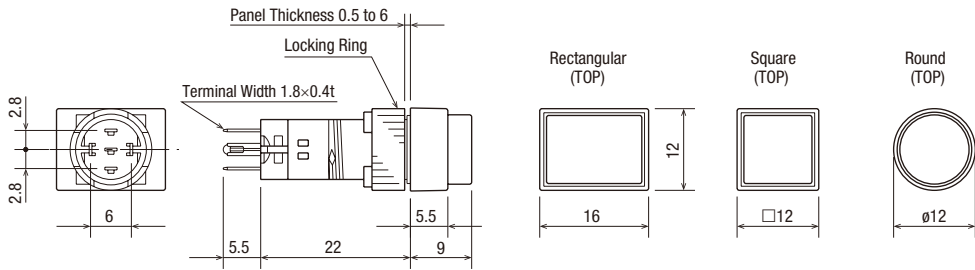
ø10 A1 Series Pushbuttons

Package Quantity: 1

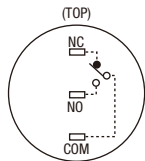
Shape	Button Style	Operation	Contact	Part No.	Color Code ①②
				IP40	
Round AB1M 	Button	Momentary	SPDT	AB1M-M1①	B black G: green R: red S: blue W: white Y: yellow
		Maintained	SPDT	AB1M-A1①	
	Lens	Momentary	SPDT	AB1M-M1L②	A: amber G: green R: red W: white Y: yellow
		Maintained	SPDT	AB1M-A1L②	
Square AB1Q 	Button	Momentary	SPDT	AB1Q-M1①	B black G: green R: red S: blue W: white Y: yellow
		Maintained	SPDT	AB1Q-A1①	
	Lens	Momentary	SPDT	AB1Q-M1L②	A: amber G: green R: red W: white Y: yellow
		Maintained	SPDT	AB1Q-A1L②	
Rectangular AB1H 	Button	Momentary	SPDT	AB1H-M1①	B black G: green R: red S: blue W: white Y: yellow
		Maintained	SPDT	AB1H-A1①	
	Lens	Momentary	SPDT	AB1H-M1L②	A: amber G: green R: red W: white Y: yellow
		Maintained	SPDT	AB1H-A1L②	

• Specify a color code in place of ① or ② in the Part No.

Dimensions

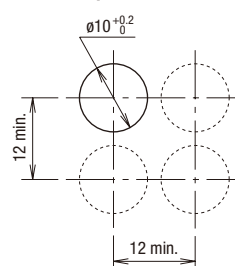


Terminal Arrangement (bottom view)

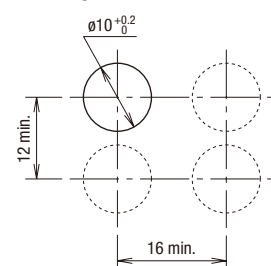


Mounting Hole Layout

Round/Square Units



Rectangular Units



Note: Determine mounting centers to ensure easy operation.

All dimensions in mm.