





Maintenance Parts



All dimensions in mm.

When ordering, specify the Ordering No.

Shape	Material	Part No.	Ordering No.	Package Quantity	Remarks
 Contact Block HW-U Weight: 11g (approx.)	NO contact	HW-U10	HW-U10	1	<ul style="list-style-type: none"> Housing color: blue/Push rod color: green MAU has gold contacts
		HW-U10-MAU	HW-U10-MAU		
	NC contact	HW-U01	HW-U01	1	<ul style="list-style-type: none"> Housing color: reddish purple/Push rod color: red MAU has gold contacts
		HW-U01-MAU	HW-U01-MAU		
	EM (early make) contact	HW-U10R	HW-U10R	1	<ul style="list-style-type: none"> Housing color: blue/Push rod color: black MAU has gold contacts
		HW-U10R-MAU	HW-U10R-MAU		
	LB (late break) contact	HW-U01R	HW-U01R	1	<ul style="list-style-type: none"> Housing color: reddish purple/Push rod color: white MAU has gold contacts
		HW-U01R-MAU	HW-U01R-MAU		
 Dummy Block Weight: 3.5g (approx.)	Polyamide	HW-DB	HW-DBPN10	10	<ul style="list-style-type: none"> For HW-U contact blocks Used when the number of contact blocks and full voltage adapters is odd number.
 Full Voltage Adapter for Illuminated (*1) Weight: 12g (approx.)	Polyamide	HW-GA1N	HW-GA1NPN02	2	<ul style="list-style-type: none"> Applicable model: Illuminated pushbuttons Illuminated selector switches Applicable load (LED lamp) LSRD-6, LSTD-6 (6V AC/DC) LSRD-1, LSTD-1 (12V AC/DC) LSRD-2, LSTD-2 (24V AC/DC)
 Transformer Unit (*1) Weight: 12g (approx.)	100/110V AC	HW-T16	HW-T16	1	<ul style="list-style-type: none"> Applicable model: Illuminated pushbuttons Illuminated selector switches Applicable load (LED lamp) LSRD-6, LSTD-6 (6V AC/DC)
	200/220V AC	HW-T26	HW-T26	1	

*1) Maintenance parts are used for maintenance parts only. Do not use these parts for expansion or remodeling purpose.

When ordering, specify the Ordering No.

Shape	Material/Dimensions	Part No.	Ordering No.	Package Quantity	Color Code *
 Lens	① Round flush Polyarylate ø23.5 H4.2	HW9Z-L11*-K	HW9Z-L11*-KPN05	5	R (red), G (green), Y (yellow), A (amber), C (clear), S (blue) (*2)
	② Square flush Polyarylate ø24.6 H4	HW9Z-L21*-K	HW9Z-L21*-KPN05	5	
	③ Round extended Polyarylate ø23.3 H10	HW9Z-L12*-K	HW9Z-L12*-KPN05	5	
	④ ø29 mushroom AS, marking type ø29 H12.7	ALW31LD*-K	ALW31LD*-KPN02	2	R (red), G (green), Y (yellow), A (amber), S (blue), C (clear) (*2)
	⑤ ø40 mushroom AS, marking type ø40 H12.7	ALW41LD*-K	ALW41LD*-K	1	R (red), G (green), Y (yellow), A (amber), S (blue), C (clear) (*2)
	⑥ Jumbo dome Polycarbonate ø66 H50	HW1A-P5*	HW1A-P5*	1	R (red), G (green), Y (yellow), A (amber), W (white), S (blue)
	⑦ Dome for pilot light AS ø23.5 H15.1	HW1A-P2*-K	HW1A-P2*-KPN05	5	R (red), G (green), Y (yellow), A (amber), W (white), S (blue) (*3)
 Button	① Round flush with round or square bezel Polyacetal ø23.6 H3	HW1A-B1*	HW1A-B1*PN05	5	Use ① for pushbutton selectors. B (black), G (green), R (red), Y (yellow), S (blue), W (white)
	② Round extended with round or square bezel Polyacetal ø23.6 H9.2	HW1A-B2*	HW1A-B2*PN05	5	
	③ Square flush Polyacetal □24.8 H3	HW2A-B1*	HW2A-B1*PN05	5	
	④ Square extended Polyacetal □24.5 H9.2	HW2A-B2*	HW2A-B2*PN05	5	
	⑤ ø29 mushroom Polyacetal ø29 H12.7(M18P1.0)	HW1A-B3*	HW1A-B3*PN02	2	
	⑥ ø40 mushroom Polyacetal ø40 H12.7(M18P1.0)	HW1A-B4*	HW1A-B4*PN02	2	

*2) Use C (clear) lens for PW (pure white) illumination.

*3) Use W (white) lens for PW (pure white) illumination.