

Dimensions

You can download the each drawing from Fujikin's CAD DATA SERVICE. https://www.fujikin.co.jp/cad_s/

Figure 1

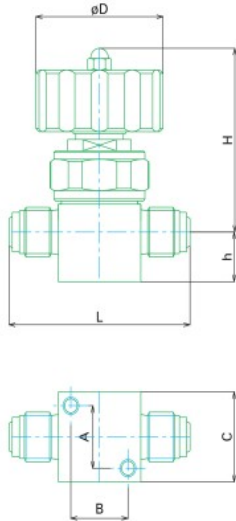


Figure 2

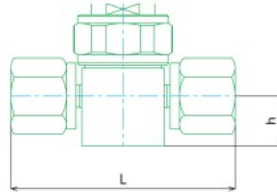


Figure 3

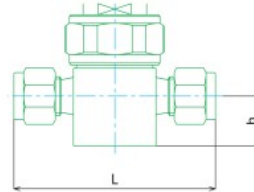


Figure 4

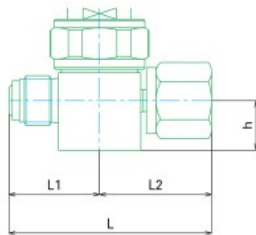


Figure 5

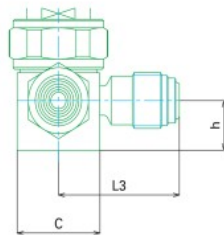
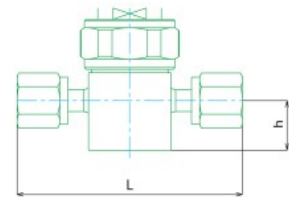


Figure 6



(Units: mm)

Part Number	Figure	L	L1	L2	L3	h	H	D	A	B	C
FUND-71G-6.35	1	57				14.3	53	40	18	18	26
FUND-71G-6.35-2	2	70.6				14.3	53	40	18	18	26
FUND-71G-9.52	1	76.2				11.1	60.8	40	20.2	20.2	35
FUND-71G-9.52-2	2	83				12.7	60.8	40	20.2	20.2	35
FUNDTB-71G-6.35	4	65.7	31	34.7	38.1	14.3	54	40	18	18	26
FUNDTB-71G-9.52	4	79.2	37.7	41.5	43.1	12.7	60.8	40	20.2	20.2	35
FUNDTB-71G-9.52×6.35	4	69.9	31.8	38.1	38.1	12.7	60.8	40	18	18	26
FUND-91G-6.35	3	63.5				14.3	53	40	18	18	26
FUND-91G-9.52	3	80				12.7	60.8	40	20.2	20.2	35
FUND-91G-12.7	3	85				12.7	60.8	40	20.2	20.2	35
FUND-71G-6.35UG	5	46				14.3	53	40	18	18	26
FUND-71G-6.35UG-2	6	71				14.3	53	40	18	18	26
FUND-71G-9.52UG	5	57				11.1	60.8	40	20.2	20.2	35
FUND-71G-9.52UG-2	6	86				12.7	60.8	40	20.2	20.2	35
FUND-71G-12.7UG	5	61				11.1	60.8	40	20.2	20.2	35
FUND-71G-12.7UG-2	6	92				12.7	60.8	40	20.2	20.2	35

* See Figure 1 for dimension keys not shown in other figures.