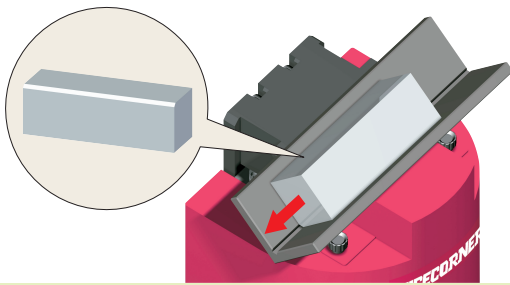




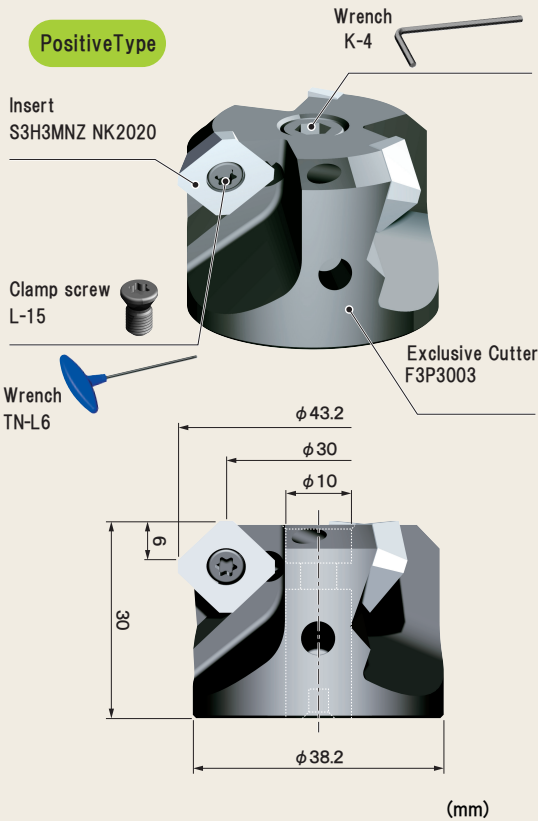
Corner Chamfering Process



Slight-chamfering to C3(3mm)
※ Depending on work material.

3-blades Exclusive Cutter built in(Standard)

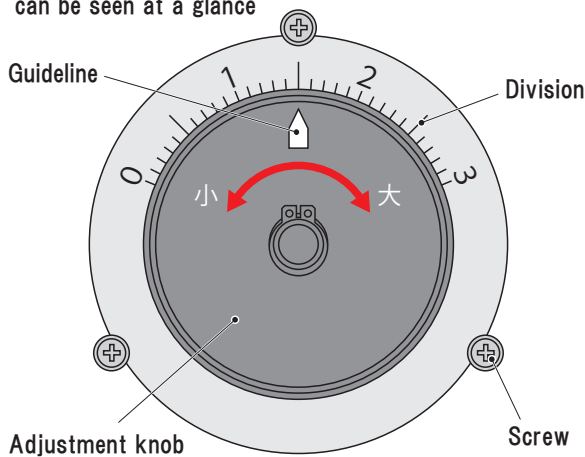
Positive Type



※ In case you need cutter only, please order insert separately

Adjustment knob

Easy adjustment by chamfering amount notation can be seen at a glance



- Realized high speed cutting with 8000 rpm
- You can find chamfering amount with a single glance and can adjust chamfering amount simply
- Chamfer processing without scratching materials can be realized by using linear slide guide (Option)



BODY

Model number	Fixed plate	Fixed plate (thin plate)	Slide plate	Slide plate (thin plate)
	F3	F3-250T	F3-400S	F3-400ST
Power Supply	AV100Vor120V/240V	AV100Vor120V/240V	AV100Vor120V/240V	AV100Vor120V/240V
Rotation speed	8,000r.p.m.	8,000r.p.m.	8,000r.p.m.	8,000r.p.m.
Dimension	W230×D250×H327	W230×D250×H327	W230×D400×H362	W230×D400×H362
Weight	23(Except power cable)	23(Except power cable)	28(Except power cable)	28(Except power cable)
Guide plate	F3L-250	F3L-250T	F3S-400	F3S-400T
Insert	S3H3MNZ NK2020	S3H3MNZ NK2020	S3H3MNZ NK2020	S3H3MNZ NK2020



When mounting or replacing inserts, poor accuracy and breakage of inserts may occur due to reserve tightening and/or the eccentric locking system

List of Standard Accessories

Product Name	Model number	Quantity
Exclusive cutter	F3P3003	1
Clamp screw	L-15	3
Wrench	K-4 / K-6 / N-6	One each
Fuses	F-15A	1 (one spare)
power cable	PC-1	1
Insert	S3H3MNZ NK2020	3

